

Strategic Solutions

Presents ...

CROSSWORDS DELUXE

Written By Edward E. Dellow

Contents

What is Cross words Deluxe?

Hardware/Software req.

Using the menus

Using the keyboard

Opening a new book

Printing

Computer Advantage

Cell and word cursors

Using the mouse

Showing clues

The puzzle Index

What is Cross Words Deluxe?

Cross Words Deluxe is a software application that allows you to solve cross word puzzles on your computer. The application uses special puzzle books prepared by Strategic Solutions. The evaluation copy comes with a book of 25 puzzles. The registered version comes with 100 puzzles in your choice of Easy, Standard, Challenging or Mixed.

As you solve puzzles, your work is automatically saved to disk so that whenever you come back you can pick up right where you left off.

And if you want to take the puzzles with you when you leave the computer, you can make printouts (up to four per page) of the puzzles with or without your work in progress.

Computer advantage

Cross Words Deluxe has many advantages over standard puzzle books. For one thing, you can easily peek at a single word with out 'accidentally' seeing the other words. You can also have the computer show you which answers are incorrect without actually seeing the correct answers.

Unlike paper puzzle books, you can erase your answers when you are through so that you or a friend can solve the puzzle all over again.

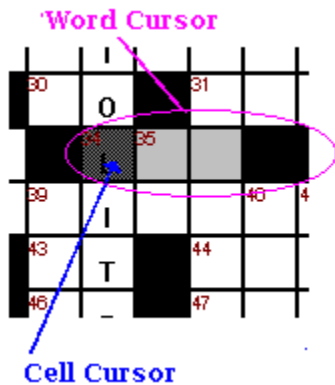
One BIG advantage in a computerized puzzle book is clue assistance. Cross Words Deluxe has two forms of clue assistance. You fill out the puzzle by moving a cursor around and typing. As you move the cursor into a cell on the crossword, the clue for both the Across and Down words are highlighted. In the Show All Clues mode you can also click the mouse on a clue to find where the word is in the puzzle. This clue assistance totally eliminates the need to scan back and forth between the puzzle and the clues.

The final and perhaps best reason for computer crossword puzzles is that they are just plain fun! Play them on your home computer for a relaxing evening or load in on your laptop to fill time on that next business trip.

Hardware/Software requirements

Cross Words Deluxe is a windows application. It should run on any configuration supported by windows. It is recommended however that you have a 386 or better and a VGA monitor. The application automatically takes maximum advantage of your displays resolution. This means that it will work on an EGA but may be difficult to read in All Clues Mode. It works well on a standard VGA and great on Super VGA.

Cursors



Cross Words Deluxe maintains a cursor on one cell of the crossword. This is independent of the mouse cursor maintained by windows. In addition to the cell cursor, a word cursor will be highlighted. The word cursor is either the horizontal (across) or vertical (down) word which contains the cell cursor.

As you type, the character will be placed at the cell cursor and then the cell cursor will move to the next character in the word cursor. When you fill out the last character in a word, the word and cell cursors will move to the next word in the same direction.

You may move the cell cursor by pressing any of the four cursor keys. If the cell cursor moves another word, the word cursor will move with it.

You may move to the next word in the same direction by pressing tab or the previous word in the same direction by pressing shift-tab. You may also move the word/cell cursors to any word at random by clicking on a cell with the left mouse button or by clicking on the clue if all clues are shown.

You can toggle the word cursor between an across word and a down word by pressing enter or clicking the right mouse button anywhere on the window.

Menu

File

- [Open Puzzle book](#)
- [Save Work](#)
- [Next page](#)
- [Prev page](#)
- [Index](#)
- [Erase page](#)
- [Print](#)
- [Print setup](#)
- [Exit](#)

Solve

- [Peek at solution](#)
- [Show correct words](#)
- [Uppercase Clues](#)

Options


- [Sound](#)
- [Show all clues](#)

Help

- [About Crosswords](#)
- [Help on using help](#)
- [Help Index](#)

Mouse

Clicking on a cell



Single clicking the left mouse button on a crossword cell moves the cursor to that location. The appropriate clue will be displayed for the new cursor locations.

Clicking on a clue



When all clues are shown, single clicking the left mouse button on a clue move the cursor to that location. It will also change the cursor orientation (across or down) to that of the selected clue.

Orientation

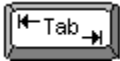
You may also change the orientation (across or down) by clicking the right mouse button anywhere in the cross word window.

Keyboard



Enter key

Toggles the clue direction between Across and Down. A single across word or down word is highlighted to indicate the current direction. When a character is typed in the highlighted word, the cursor will move to the next character in that word or, if the cursor is on the last character in the highlighted word, the cursor will move to the first character of the next word in the same direction.

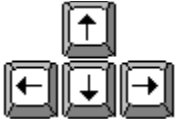


Tab key

Moves to the first character of the next word in the same direction (e.g. if an across word is highlighted, the cursor will move to the next across word, if the cursor is on a down word, the cursor will move to the next downward).

If all clues are displayed, the clue for both the across and down word will be highlighted in the clue section. If only a single across and down clue is displayed, the clues will be refreshed for the new word.

Pressing Shift-Tab will move the cursor to the previous word in the same direction.



Arrow keys

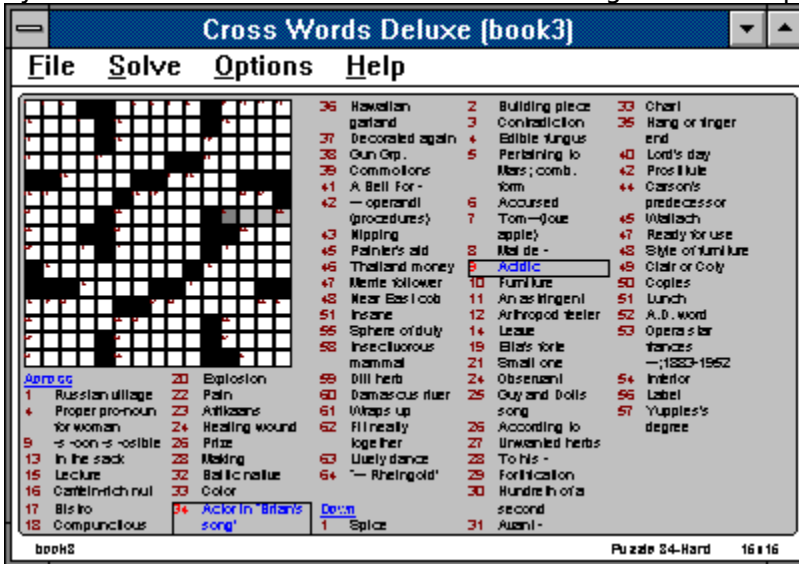
The four arrow keys will move the cell cursor in the specified direction. If the cell cursor moves to another word, the word cursor will also move

Showing clues

When working a crossword, you have the option of showing all clues or only the clues at the cursor. You toggle between the two modes with the menu item `Options>Show all clues`


Showing all clues

Showing all the clues has the advantage of seeing all clues at any point in time and allows you to select a clue with the mouse for navigation in the puzzle.



Showing a single clue

Showing a single clue (one across and one down) reserves more space for the puzzle thus allowing you to work the crossword puzzle in a smaller window or on a lower resolution display.



Opening a new puzzle book

Allows you to open a different installed puzzle book. The dialog box contains two lists.

Puzzle books

Allows you to choose a book in the current directory. You may double-click on a book to open it or you may single-click on it and then press the OK button.

Dirs and drives

Allows you to change the default drive or directory of puzzle books. Each time you click in this list, the left list will display the puzzles at that location. The path shown at the top of the screen will change to reflect the new location.

The Puzzle Index

The puzzle index is a list of all puzzles in the current book. You may move to any puzzle by double-clicking on the puzzle or by single clicking and then pressing the OK button.

Printing

The print dialog box allows you to select multiple options before printing.

Print range

Allows you to specify a range of puzzles to print. A valid range is one of the following:

Entire puzzle book

Selects the entire puzzle book for printing

Current puzzle

Selects only the current page for printing

Range of puzzles

Selects a range of puzzles to be printed. If you choose this option, you must specify a range in the From and to boxes

Answers

Allows you to specify what answer information will appear in the printed puzzles. Valid answer settings include:

None

Leave all the cells empty

Work in progress

Displays the progress you have made so far (right or wrong!). This option allows you to continue solving your puzzle on paper should you leave your computer.

Correct answers

Show the correct answers to the puzzle in the cells.

Page layout

Allows you to change the layout of the puzzles on the page. There may also be several printer specific layout options on the setup dialog box. These include paper size and orientation.

Margins

Contains four data-entry fields for **Left**, **Right**, **Top**, and **Bottom**. These fields allow you to specify page margins in inches. This may be useful if you wish to put your puzzles in a book.

Puzzles per page

Allows you to specify **1**, **2** or **4** puzzles per page

Open puzzle book

Opens a new puzzle book. (See [Opening a new puzzle book](#))

Save work

Saves your work in progress. Your work is also saved anytime you change puzzles, books or quit Cross words

Next page

Displays the next page (puzzle) in the current puzzle book
You may also go to the next page by pressing <Alt-N>.

Prev page

Displays the previous page (puzzle) in the current puzzle book
You may also go to the previous page by pressing <Alt-P>.

Index

Displays an index of puzzles in the current book. You may select a puzzle to jump to. You may also get an index list by pressing <Alt-I>. (see [The Puzzle index](#))

Erase Page

Erases all work from the current puzzle. This allows someone else to work the puzzle without the benefit of your progress. You will be prompted to confirm this action before the puzzle is erased.

Print

Allows you to print one or more puzzles (see [Printing](#))

Print setup

Allows you to specify the destination for printing puzzles as well as the size and orientation of the paper supply.

Exit

Exits from Crosswords. Your current work in progress will be saved along with the name of the current book and the current puzzle number. The next time you start Crosswords you will resume right where you left off.

Peek at solution

Fills in the correct answer for the word at the word cursor.

Show correct words

Shows you which characters and words you have correct so far. All the correct words will remain black and all incorrect words will become red.

Sound

Toggles sound on and off. A little tune is played when you complete a crossword puzzle or show the about box. A check mark beside the menu option indicates that sound is on.

Shows all clues

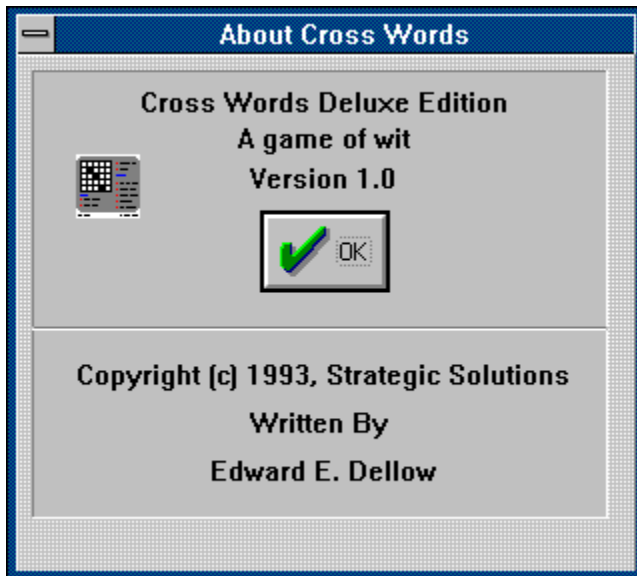
Toggles between all clue and single clue mode (see [Showing clues](#))

Uppercase Clues

This option, when checked, forces all clues to be displayed in uppercase. The advantage to uppercase is that it is more easily read on lower-resolution displays.

About cross words

Shows the product name and author. Will also play a little tune if sound is on



Help on using help

Opens a windows help dialog that explains how to use help

Help index

Opens a windows help dialog that shows you the index of help available for Crosswords.

[Blank Page]

Cross Words Deluxe Registration and Ordering information

This program is COPYRIGHTED to the Strategic Solutions with all rights reserved. You may evaluate Cross Words Deluxe, for a period not to exceed 30 days, for the purposes of determining its usefulness. If you find this product of value and continue to use its service then you are required to register it with Strategic Solutions. This registration fee, when paid, entitles you to full usage and support of this product.

If you find *Cross Words Deluxe (c)* a useful addition to your software library, please register with Strategic Solutions. When you register, you will receive a copy of the software without the registration prompt. You will also be entitled to receive user support directly from Strategic Solutions.

[CLICK HERE FOR PUZZLEBOOK REGISTRATION/ORDER FORM](#)

If you have already registered, thank you for your support. It's nice to know that there are people who believe in the try-in-before-you-buy-it shareware concept!

Additional copies of *Cross Words Deluxe (c)* and puzzles may be ordered directly from Strategic Solutions. Each puzzle book is filled with exciting new challenges.

When you register or purchase additional copies of the application, you are entitled to pick any puzzlebook free.

Puzzle books

Each puzzle book contains 100 new puzzles. You may order Easy, Medium (standard) or Hard (challenging) or mixed puzzle books.

Subscriptions

Get 12 issues of crosswords delivered to your home. Each month you will get a new puzzle book jammed with 100 new crosswords just waiting to be solved. In addition you will receive a bonus puzzle book each month of 25 puzzles only available to monthly subscribers. A cross words subscription makes a great gift! You may change the type of puzzles you receive at any time during your subscription.

To order new books, print and fill out the order form and mail a check or money order to:

Strategic Solutions
7908 Firefly
Fort Worth, Texas 76137
Care of Crosswords division

If a printer is not available place your order on a sheet of paper. Include which books you wish to receive (see order form), your name, address and the total.

Cross Words Deluxe Order Form and Registration (CWDSW1)

Please fill your name and address.

Name _____

Address _____

City _____ State _____ Zip _____

Phone (optional) (____) ____-_____

Is this your first order (registration)? ___ Yes ___ No

Where did you get your evaluation copy? ___ BBS ___ CD ROM ___ Vendor

___ Friend ___ Other Name of source _____

Please indicate the quantity of each puzzle book desired.

Easy puzzle books	___	Easy #1	___	Easy #2	___	Easy #3	___
Medium puzzle books	___	Medium #1	___	Medium #2	___	Medium #3	___
Hard puzzle books	___	Hard #1	___	Hard #2	___	Hard #3	___
Mixed puzzle books	___	Mixed #1	___	Mixed #2	___	Mixed #3	___
Subscriptions	___	Easy	___	Medium	___	Hard	___
							___ Mixed

	Price	Qty	Total
Registered Cross Words Deluxe (Choose one free puzzlebook)	\$20.00	_____	\$ _____
Single puzzle books	\$7.50	_____	\$ _____
Any three puzzle books	\$20.00	_____	\$ _____
Twelve puzzle books	\$60.00	_____	\$ _____
Twelve month subscription	\$60.00	_____	\$ _____
Sub total			\$ _____
Texas residents add 6.75% sales tax			\$ _____
Total			\$ _____

Disk size _____ 5 1/4 (360k) _____ 3 1/2 (720k)

NOTE: Prices are effective Jan 1 1993 and subject to change.

Send check or money order payable to:

Strategic Solutions
7908 Firefly
Fort Worth, Texas 76137
Care of Crosswords division

Comments

Support Policy



Strategic Solutions provides user support to registered versions via mail, telephone, and CompuServe Information Service (R). for 3 months after registration.

Strategic Solutions will answer questions and fix serious bugs during the three month period. For problems involving a specific hardware or software environment or feature, we may choose not to modify the program. In that case, if a problem is reported within three months after purchase, then we shall offer to refund the user's purchase price.

If a program bug prevents you from evaluating Cross Words Deluxe during the first 30 days (prior to registration), Strategic Solutions will attempt to assist but is not under obligation to resolve issues beyond our control.

Phone : (817) 232-8781
CIS : 71321,2745
Address : Strategic Solutions
7908 Firefly
Fort Worth, Texas 76137

You may share Cross Words Deluxe with others for the purpose of evaluation as long as it's unaltered and distributed in its entirety.

Strategic Solutions is a member of the Association of Shareware Professionals (ASP). ASP wants to make sure that the shareware principle works for you. If you are unable to resolve a shareware-related problem with an ASP member by contacting the member directly, ASP may be able to help. The ASP Ombudsman can help you resolve a dispute or problem with an ASP member, but does not provide technical support for members' products. Please write to the ASP Ombudsman at 545 Grover Road, Muskegon, MI 49442 or send a CompuServe message via easyplex to ASP Ombudsman 70007,3536.

